

DAILY SPICES REPORT

4 Jun 2025

- JEERA
- DHANIYA
- TURMERIC



NCDEX Future Market Update

| Commodity | Expiry | Open | High | Low | Close | % Change |
|-----------|-----------|-----------|-----------|-----------|-----------|----------|
| TURMERIC | 20-Jun-25 | 14,334.00 | 14,334.00 | 13,650.00 | 13,778.00 | -0.25 |
| TURMERIC | 20-Aug-25 | 14,000.00 | 14,138.00 | 13,812.00 | 13,968.00 | -0.27 |
| JEERA | 20-Jun-25 | 20,275.00 | 20,520.00 | 20,200.00 | 20,255.00 | -0.74 |
| JEERA | 18-Jul-25 | 20,035.00 | 20,700.00 | 20,010.00 | 20,425.00 | -0.85 |
| DHANIYA | 20-Jun-25 | 6,986.00 | 7,018.00 | 6,970.00 | 6,986.00 | -0.34 |
| DHANIYA | 18-Jul-25 | 7,040.00 | 7,080.00 | 7,026.00 | 7,044.00 | -0.56 |

Spot Market Update

| Commodity | Place | Price | % Chg |
|----------------------------|-----------|-----------|-------|
| Jeera | उंझा | 20,722.85 | 0.1 |
| Jeera | जोधपुर | 21,350.00 | -2.95 |
| Dhaniya | गोंडल | 7,046.15 | -0.29 |
| Dhaniya | कोटा | 7,704.30 | 1.93 |
| Turmeric (Unpolished) | निजामाबाद | 13,687.80 | 0.98 |
| Turmeric (Farmer Polished) | निजामाबाद | 14,389.45 | 0.43 |

Currency Market Update

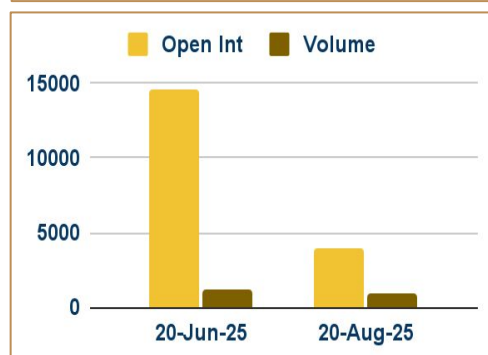
| Currency | Country | Rates |
|----------|------------|--------|
| USDINR | India | 85.66 |
| USDCNY | China | 7.20 |
| USDBDT | Bangladesh | 122.37 |
| USDHKD | Hongkong | 7.85 |
| USDMYR | Malaysia | 4.25 |
| USDAED | UAE | 3.67 |
| EURUSD | Europe | 1.14 |

Open Interest Snapshot

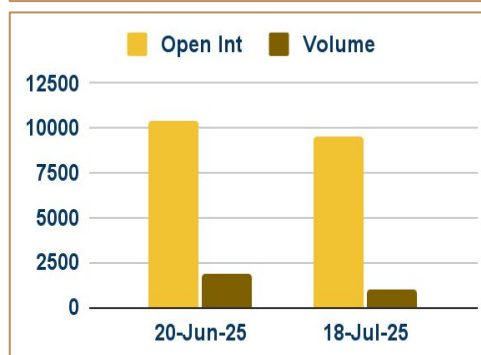
| Commodity | Expiry | % Change | % Oi Change | Oi Status |
|-----------|-----------|----------|-------------|------------------|
| TURMERIC | 20-Jun-25 | -0.25 | -1.68 | Long Liquidation |
| TURMERIC | 20-Aug-25 | -0.27 | 7.04 | Fresh Selling |
| JEERA | 20-Jun-25 | -0.74 | -4.00 | Long Liquidation |
| JEERA | 18-Jul-25 | -0.85 | 9.15 | Fresh Selling |
| DHANIYA | 20-Jun-25 | -0.34 | -9.60 | Long Liquidation |
| DHANIYA | 18-Jul-25 | -0.56 | 4.36 | Fresh Selling |

OI & Volume Chart

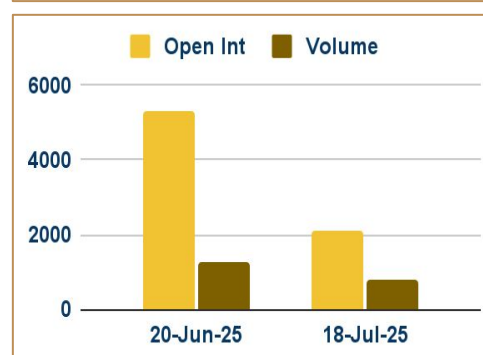
Turmeric



Dhaniya



Jeera



Technical Snapshot



BUY JEERA JUN @ 20200 SL 19900 TGT 20500-20800. NCDEX

Spread

JEERA JUL-JUN

170.00

Observations

Jeera trading range for the day is 20010-20650.

Jeera dropped due to lower buying from domestic buyers and subdued export demand.

The current season is expected to have similar production levels as last year due to better crop conditions.

Jeera exports during Apr - Mar 2025, rose by 39.63 percent at 212502.49 tonnes compared Apr - Mar 2024.

In Unjha, a major spot market, the price ended at 20722.85 Rupees gained by 0.1 percent.

Trading Levels

| Commodity | Expiry | Close | R2 | R1 | PP | S1 | S2 |
|-----------|-----------|-----------|----------|----------|----------|----------|----------|
| JEERA | 20-Jun-25 | 20,255.00 | 20650.00 | 20460.00 | 20330.00 | 20140.00 | 20010.00 |
| JEERA | 18-Jul-25 | 20,425.00 | 21070.00 | 20750.00 | 20380.00 | 20060.00 | 19690.00 |

Technical Snapshot



BUY DHANIYA JUN @ 6950 SL 6850 TGT 7050-7150. NCDEX

Spread DHANIYA JUL-JUN 58.00

Observations

Dhaniya trading range for the day is 6944-7040.

Dhaniya dropped due to higher arrivals and limited demand.

Total coriander arrivals declined significantly to 34,400 bags as against 40,700 bags recorded in the previous session.

A large amount of old stock coming into the market as well as new crop weighed on prices.

In Gondal, a major spot market, the price ended at 7046.15 Rupees dropped by -0.29 percent.

Trading Levels

| Commodity | Expiry | Close | R2 | R1 | PP | S1 | S2 |
|-----------|-----------|----------|---------|---------|---------|---------|---------|
| DHANIYA | 20-Jun-25 | 6,986.00 | 7040.00 | 7014.00 | 6992.00 | 6966.00 | 6944.00 |
| DHANIYA | 18-Jul-25 | 7,044.00 | 7104.00 | 7074.00 | 7050.00 | 7020.00 | 6996.00 |

Technical Snapshot



BUY TURMERIC JUN @ 13700 SL 13400 TGT 14000-14200. NCDEX

Spread TURMERIC AUG-JUN 190.00

Observations

Turmeric trading range for the day is 13236-14604.

Turmeric dropped due to increased arrivals and owing to weak export enquiries.

However downside seen limited amid persistent concerns about low lower production.

Turmeric exports during Apr - Mar 2025, jump by 8.83 percent at 176325.34 tonnes compared to Apr - Mar 2024.

In Nizamabad, a major spot market, the price ended at 14389.45 Rupees gained by 0.43 percent.

Trading Levels

| Commodity | Expiry | Close | R2 | R1 | PP | S1 | S2 |
|-----------|-----------|-----------|----------|----------|----------|----------|----------|
| TURMERIC | 20-Jun-25 | 13,778.00 | 14604.00 | 14190.00 | 13920.00 | 13506.00 | 13236.00 |
| TURMERIC | 20-Aug-25 | 13,968.00 | 14298.00 | 14132.00 | 13972.00 | 13806.00 | 13646.00 |

NCDEX Jeera Seasonality



NCDEX Dhaniya Seasonality



NCDEX Turmeric Seasonality



USDINR Seasonality



This Report is prepared and distributed by Kedia Stocks & Commodities Research Pvt Ltd. Our SEBI REGISTRATION NUMBER – INH000006156. for information purposes only. The recommendations, if any, made herein are expressions of views and/or opinions and should not be deemed or construed to be neither advice for the purpose of purchase or sale through KSCRPL nor any solicitation or offering of any investment /trading opportunity. These information/opinions/ views are not meant to serve as a professional investment guide for the readers. No action is solicited based upon the information provided herein. Recipients of this Report should rely on information/data arising out of their own investigations. Readers are advised to seek independent professional advice and arrive at an informed trading/investment decision before executing any trades or making any investments. This Report has been prepared on the basis of publicly available information, internally developed data and other sources believed by KSCRPL to be reliable. KSCRPL or its directors, employees, affiliates or representatives do not assume any responsibility for or warrant the accuracy, completeness, adequacy and reliability of such information/opinions/ views. While due care has been taken to ensure that the disclosures and opinions given are fair and reasonable, none of the directors, employees, affiliates or representatives of KSCRPL shall be liable for any direct, indirect, special, incidental, consequential, punitive or exemplary damages, including lost profits arising in any way whatsoever from the information/opinions/views contained in this Report. The possession, circulation and/or distribution of this Report may be restricted or regulated in certain jurisdictions by appropriate laws. No action has been or will be taken by KSCRPL in any jurisdiction (other than India), where any action for such purpose (s) is required. Accordingly, this Report shall not be possessed, circulated and/ or distributed in any such country or jurisdiction unless such action is in compliance with all applicable laws and regulations of such country or jurisdiction. KSCRPL requires such a recipient to inform himself about and to observe any restrictions at his own expense, without any liability to KSCRPL. Any dispute arising out of this Report shall be subject to the exclusive jurisdiction of the Courts in India.

KEDIA ADVISORY**KEDIA STOCKS & COMMODITIES RESEARCH PVT LTD****Mumbai, India****SEBI REGISTRATION NUMBER – INH000006156****For more details, please contact: +91 93234 06035 / 96195 51022****Email: info@kediaadvisory.com****Regd.Off.: 1, 2, 3 & 4, 1st Floor, Tulip Bldg, Flower Valley Complex, Khadakpada Circle,
Kalyan-(W), Mumbai-421301**